


APEX Outdoor Unit (ODU) Quick Reference Card



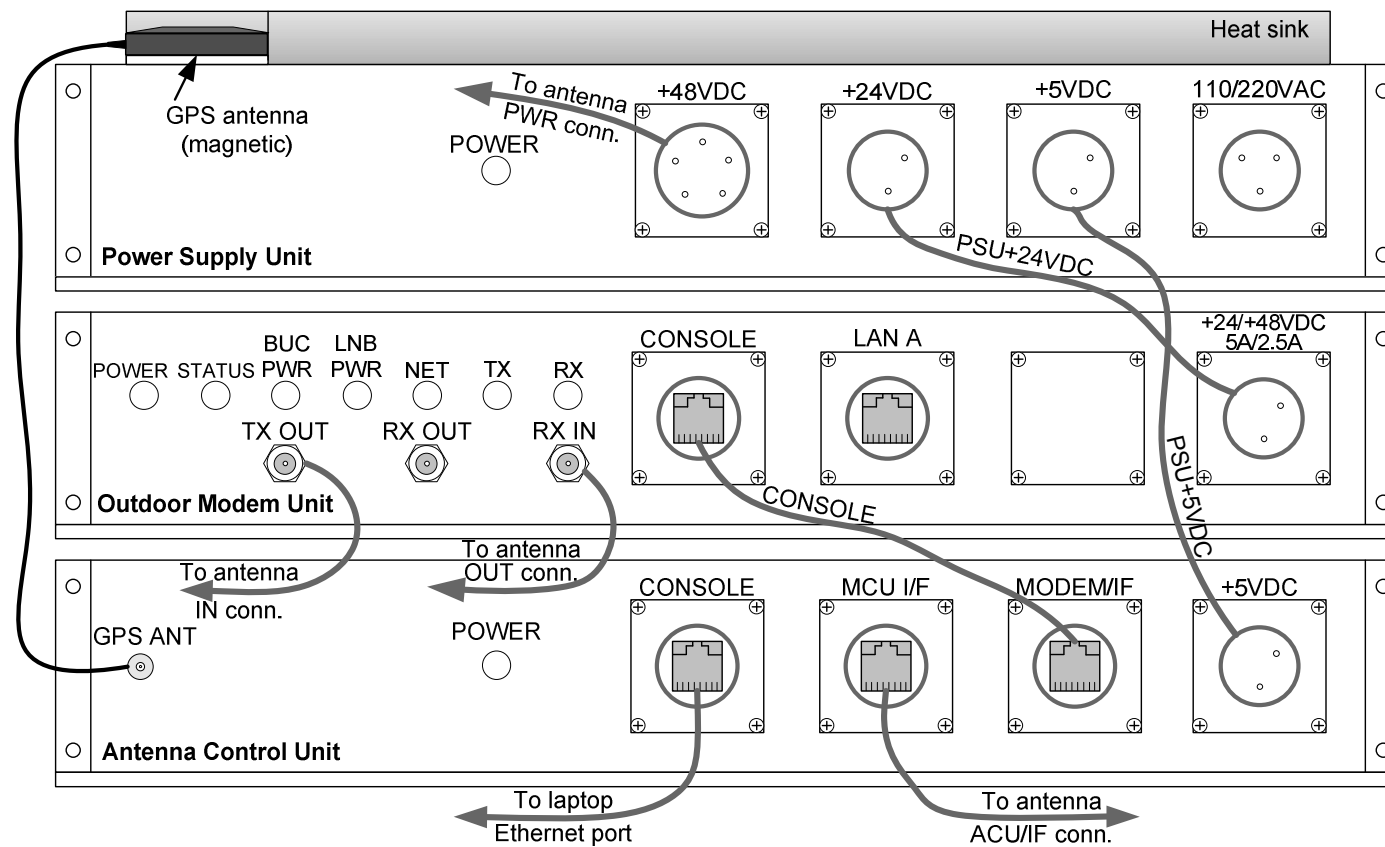
Deploying the ODU

1 Connect Inter-Facility Link (IFL) cables to Summit Antenna pedestal

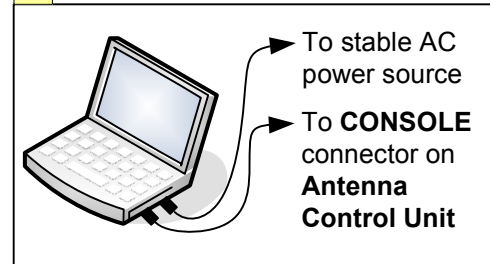


OMU = Outdoor Modem Unit

2 Connect IFL cables to Outdoor Unit; connect 3 short cables between units; connect GPS antenna

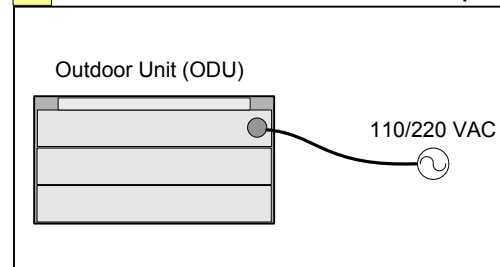


3 Connect your computer



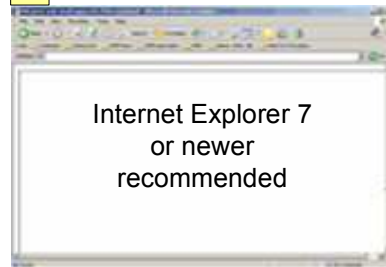
User-supplied computer, power cable, and Ethernet cable

4 Connect ODU to stable AC power



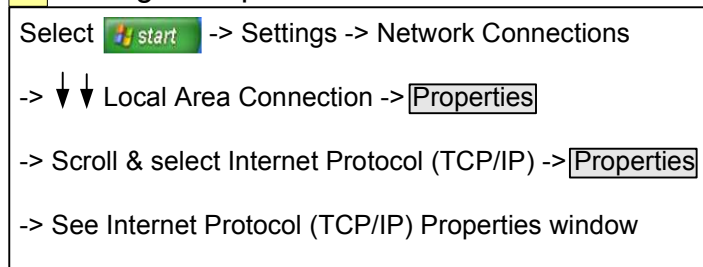
User-supplied power cable

5 Start computer and web browser



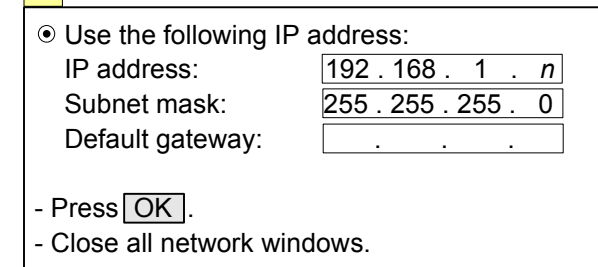
Wait until ODU has booted

6 Change computer's network address



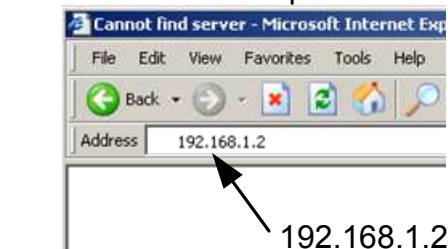
↓ ↓ = double click

7 Enter the IP address and Subnet mask



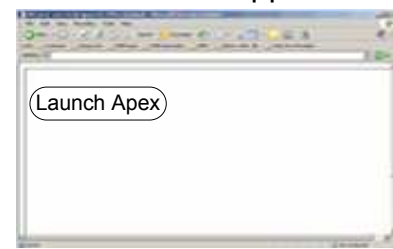
Suggested IP address and Subnet mask;
 For IP address, "n" can be 3 to 254

8 Enter IP address of internal web server and press Enter

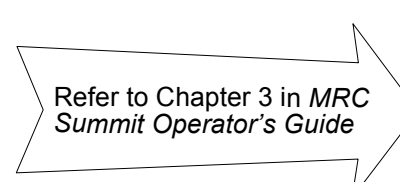


192.168.1.2

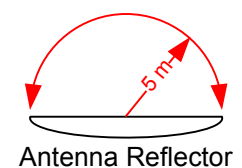
9 Press **Launch Apex** to start web application



10 Operate the system



Hazardous Radiation



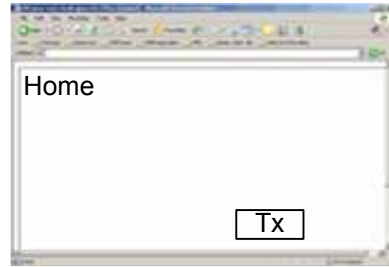
Antenna Reflector

Warning Keep behind reflector while operating the system. Minimum safe distance from front is 5 m (16.4 ft.)

APEX Outdoor Unit (ODU) Quick Reference Card

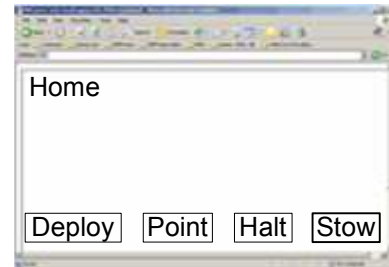
Stowing the ODU

- 1 Press **Tx** to stop the transmitter



Verify that TX indicator is off (Outdoor Modem Unit)

- 2 Press **Stow** to park the antenna

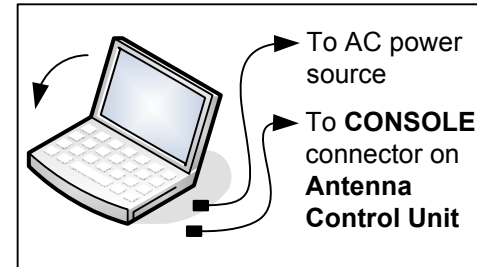


Azimuth must be at 0 degrees. Altitude must be at STOWED marker.

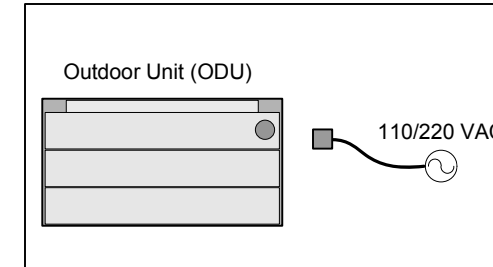
- 3 Close web browser and shut down computer



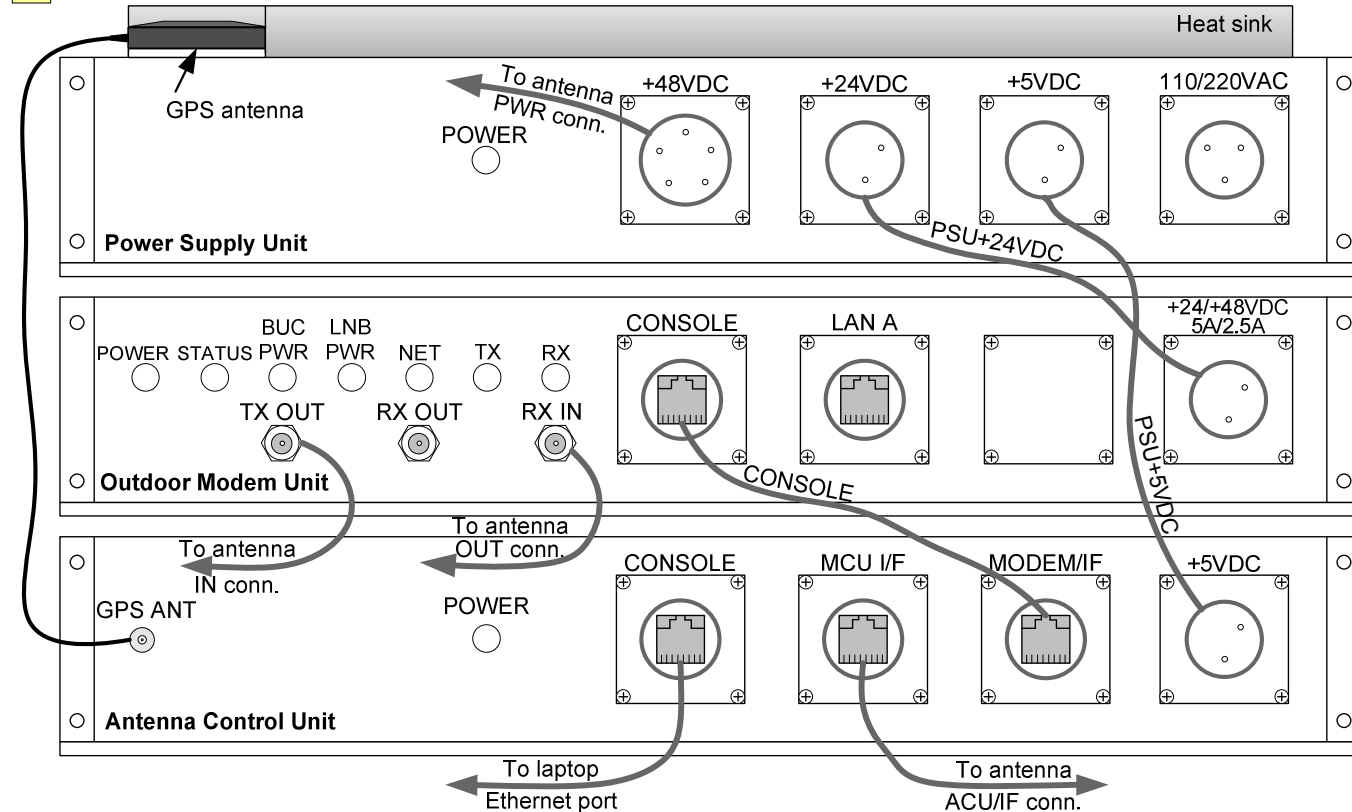
- 4 Disconnect and stow computer




- 5 Disconnect ODU from AC power



- 6 Disconnect all cables from ODU; stow the 3 short cables; disconnect GPS antenna

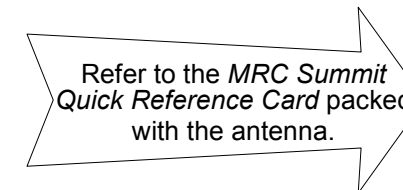


- 7 Disconnect and stow IFL cables from Summit Antenna pedestal



OMU = Outdoor Modem Unit

- 8 Stow the Summit Antenna



Calling for Service

Business Hours: Monday – Friday
8:00 AM - 7:00PM Eastern Time (US)
(0800 - 1900 hrs US ET)

Telephone: 800.490.5700 (Press 4)
+1.978.671.5700 (Press 4)

After Hours, Weekends, and Holidays:

Telephone: +1.978.671.5929

E-mail: technicalsupport@mrcbroadcast.com

© 2008 Microwave Radio Communications



VISLINK GROUP